

How to access your reprints off the web

1) Click on.....www.authors.nisc.co.za

The electronic reprints of your article are now available online for download. The file that you will download is a PDF of your article as it appears in the journal. Once downloaded the file can be opened using *Adobe Acrobat Reader* (a free copy is available at <http://www.adobe.com/products/acrobat/readstep2.html>). You can print copies of your article or e-mail the file as an attachment to colleagues requesting a reprint of your article. To download your copy, please go to www.authors.nisc.co.za and login.

Your user name is **Use The name Given**

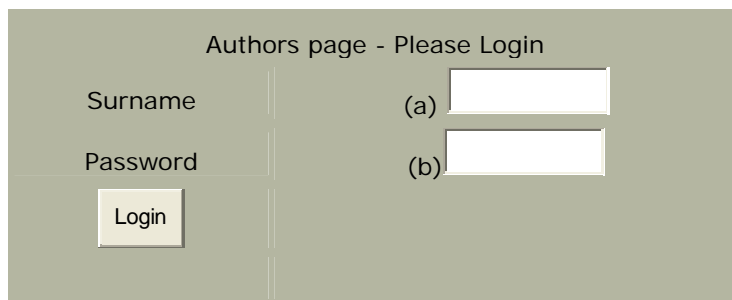
And your password is: **EXampLEonly**

2) Copy **your** (a) user name and (b) password from the reprint e-mail sent to you

Your user name is **Use The name Given** (a)

And your password is: **EXampLEonly** (b)

3) Paste into appropriate box on the author web site (accessed via www.authors.nisc.co.za)

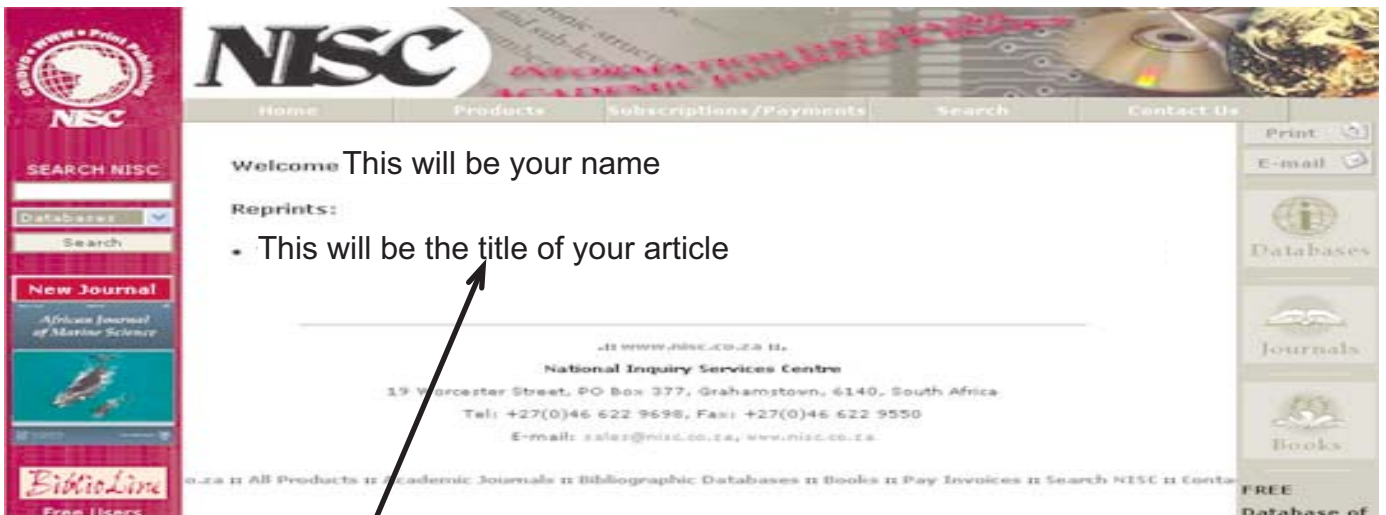


Authors page - Please Login

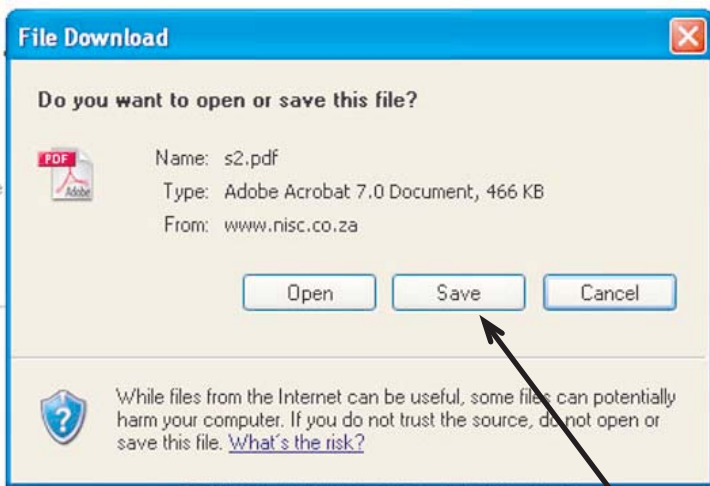
Surname	(a)	<input type="text"/>
Password	(b)	<input type="text"/>
<input type="button" value="Login"/>		

4) Then click Login

From the author web page

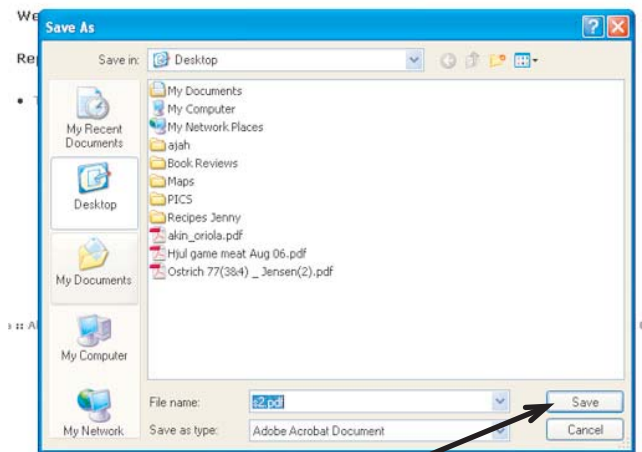


5) Click on the title



6) Choose the Save option

7) Save to Desktop or Folder



8) You can then open the file to view or print

